

9200 Series

Vacuum to 150 psig Plug Shutoff Valves



Features

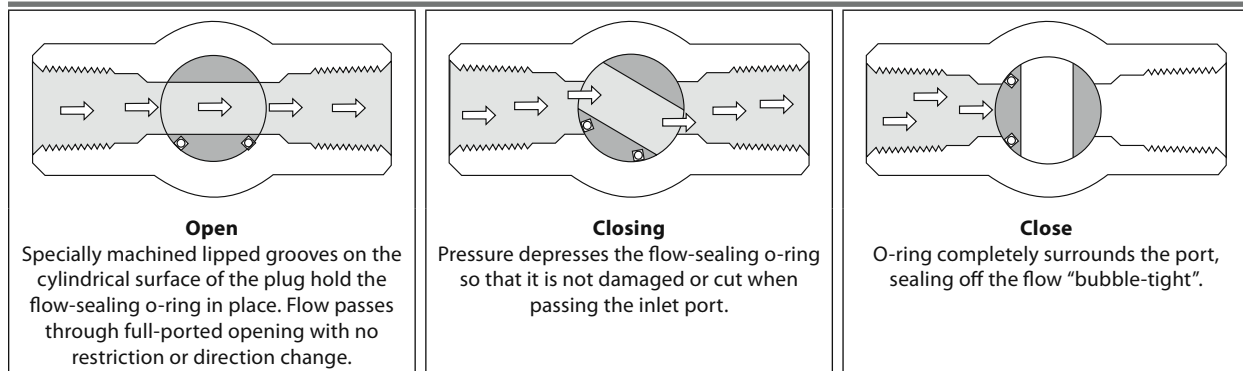
- Leak proof in vacuum or pressure service
- No stem leakage
- Minimum pressure drop/straight through flow passage
- Convenient ball handle
- Very low turning torque
- Positive position indication

Technical Data

Body Construction Materials	Brass, 303 and 316 stainless steel
O-ring Materials	Buna N, Neoprene or Viton®
Operating Pressures	• Vacuum to 150 psig (10 bar) • 20 psig (1.38 bar) max in reverse flow
Proof Pressure	300 psig (21 bar)
Burst Pressure (Minimum)	Over 500 psig (34 bar)
Temperature Range	0° F to +400° F (–17.8° C to +204° C) <i>Based on o-ring material, see "How to Order".</i>
Connection Sizes	1/8"–1"
Leakage	Zero—internal and external

Note: Proper filtration is recommended to prevent damage to sealing surface.

How it Works



Circle Seal Controls

2301 Wardlow Circle • Corona, CA 92880
 Phone (951) 270-6200 • Fax (951) 270-6201
 www.circle-seal.com

Shutoff valves

9200 Series

Dimensions (inches) & Specifications

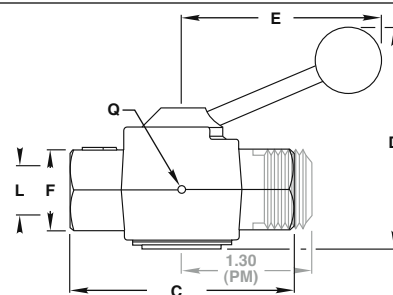
Female Pipe, Male Pipe

Dash No.	Size	B	C	D	E	F Hex	Q Eq. Dia.	L Orifice	Weight (LBS)	Torque* (In-lbs)
-1PP	1/8"	0.75**	1.62	1.93	1.37	0.635*	0.040	0.187	0.23	2
-2PP, -2PM	1/4"	1.00	2.10	2.27	1.61	0.687	0.040	0.297	0.41	3
-3PP	3/8"	1.12**	2.38	2.83	2.13	0.937*	0.188	0.406	0.62	11
-4PP	1/2"	1.62	3.00	3.15	2.90	1.125	0.188	0.562	1.25	20
-6PP	3/4"	1.87	3.50	3.60	3.62	1.375	0.250	0.719	2.00	30
-8PP	1"	2.50	4.06	5.15	5.42	1.750	0.250	0.875	3.75	—

Note: Weights listed are for brass valves

*Opening torque, typical, at 150 psi.

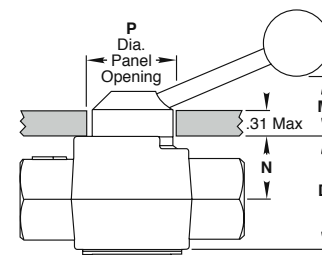
** For 9200-1PP and -3PP, body will be made of square bar stock with ends turned to Dia. "F".



Panel Mount

Dash No.	Size	D	Thread	A Radius	M	N	P	R sq.
-1PP	1/8"	0.87	6-32 NC-2	0.475	0.78	0.500	0.65	0.080
-2PP, -2PM	1/4"	0.87	6-32 NC-2	0.525	0.78	0.563	0.75	0.085
-3PP	3/8"	1.31	10-32 NF-2	0.687	0.93	0.750	0.92	0.109
-4PP	1/2"	1.50	10-32 NF-2	0.837	0.98	0.825	1.25	0.109
-6PP	3/4"	1.75	10-32 NF-2	1.000	1.05	1.000	1.50	0.140
-8PP	1"	2.25	1/4-20 NC-2	1.218	1.70	1.290	1.87	0.200

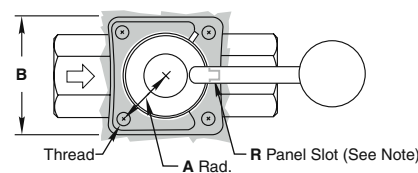
Valves are furnished complete with 4 panel mount screws.



Note: When panel-mounting plug is removed and valve mounted from rear of panel, drill "P" diameter hole to receive plug. Slot hole, as shown, to permit pin to pass through when re-inserting plug in valve body after mounting has been completed.

Slot Dimensions

-1PP, -4BB	0.080 sq.	-6PP, -12BB	0.140 sq.
-2PP, -6BB, -6TT	0.085 sq.	-8PP, -16BB	0.200 sq.
-3PP, -4PP, -8BB, -10BB	0.109 sq.		



How to Order

92 59 B - 2 PPQ (P)

O-RING MATERIAL & TEMPERATURE RANGE

- 59** Buna N (0° F to +280° F)
- 33** Neoprene (0° F to +240° F)
- 32** Viton® (0° F to +350° F)

BODY MATERIALS

- B** Brass
- T** 303 stainless steel
- T1** 316 stainless steel

OPTION

P Panel mount

END CONNECTIONS (INLET/OUTLET/VENT)

- M** Male pipe
- F** Female pipe
- Q** Downstream port*

VALVE SIZE

- 1** 1/8"
- 2** 1/4"
- 3** 3/8"
- 4** 1/2"
- 6** 3/4"
- 8** 1"

* Downstream vent port is designed to bleed off downstream pressure to atmosphere when valve is closed. O-ring in plug isolates vent port when valve is open.

Operating instructions: Place valve in line so that flow arrow points in direction of flow.

For a nominal charge, 9200 Series valves can be helium leak tested and certified to be leakproof in high vacuum.

Please consult your Circle Seal Controls distributor or our factory for information on special connections, materials, larger sizes, o-rings, operating pressures, and temperature ranges.

Repair Kits

In normal service, the only part(s) which may require replacement is(are) the seal(s). A repair kit may be ordered by placing a "K/" in front of the complete part number (i.e. K/9259B-2PP).

For Your Safety

It is solely the responsibility of the system designer and user to select products suitable for their specific application requirements and to ensure proper installation, operation, and maintenance of these products. Material compatibility, product ratings and application details should be considered in the selection. Improper selection or use of products described herein can cause personal injury or property damage.

Viton® is a registered trademark of DuPont Dow Elastomers.