

9500 Series

0–3000 psig Shutoff Valves



Features

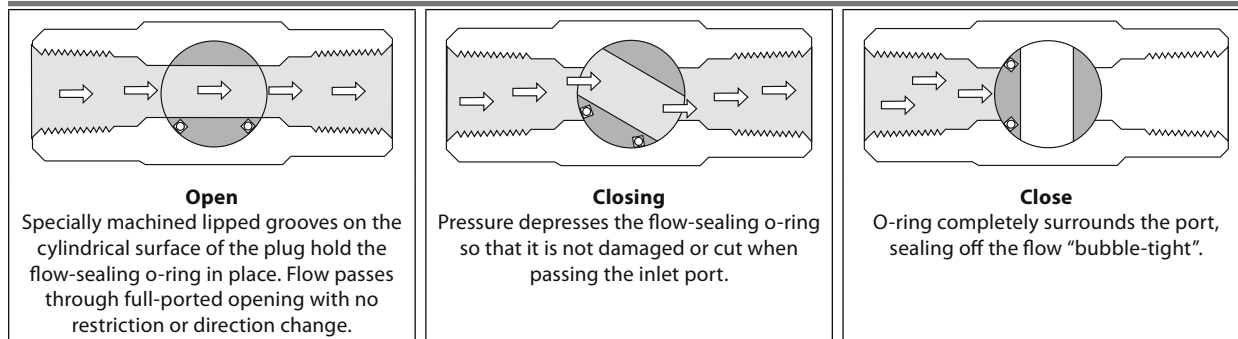
- Compact size, fast-acting
- Leakproof in vacuum or pressure service
- Positive position indication & handle stop
- Bleed hole in the plug vents the trapped fluids downstream
- No packing to adjust, o-ring seal to atmosphere
- Color-coded handles

Technical Data

Body Construction Materials	Brass, 316 stainless steel
O-ring Materials	Buna N, Neoprene or Viton®
Operating Pressures	3000 psig (207 bar)
Proof Pressure	4500 psig (310 bar)
Burst Pressure	6000 psig (414 bar)
Maximum Reverse Pressure	200 psig (14 bar)
Leakage	Zero—internal and external

Note: Proper filtration is recommended to prevent damage to sealing surface.

How it Works



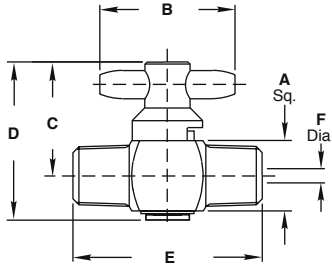
Circle Seal Controls

2301 Wardlow Circle • Corona, CA 92880
 Phone (951) 270-6200 • Fax (951) 270-6201
 www.circle-seal.com

Shutoff valves

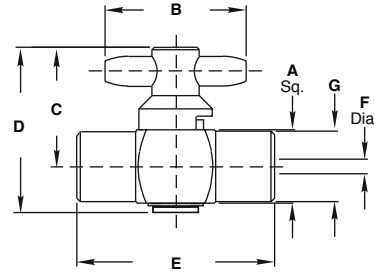
9500 Series

Dimensions (inches)



Male Pipe Dimensions

Dash #	Size	A	B	C	D	E	F
1MM	1/8"	.62	1.20	1.04	1.41	1.44	.125
2MM	1/4"	.62	1.20	1.04	1.41	1.68	.125

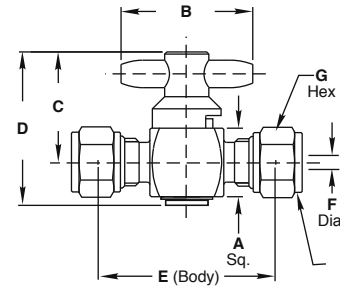


Female Pipe Dimensions

Dash #	Size	A	B	C	D	E	F	G
1PP	1/8"	.62	1.20	1.05	1.41	1.68	.125	0.60
2PP	1/4"	.75	1.40	1.20	1.61	1.87	.187	0.73

Tube Fittings Dimensions

Dash #	Size	A	B	C	D	E	F	G
4CC	1/4"	.62	1.20	1.04	1.41	1.50	.125	0.56
6CC	3/8"	.62	1.20	1.04	1.41	1.62	.125	0.68



How to Order

95 59 B - 2 PP Q

O-RING MATERIAL, TEMPERATURE RANGE & HANDLE COLOR

- 59** Buna N (0° F to +250° F), blue handle
- 33** Neoprene (0° F to +300° F), green handle
- 32** Viton® (0° F to +400° F), red handle

BODY MATERIAL

- B** Brass
- T** 303 stainless steel

VENT PORT

Q*Downstream side (optional)

CONNECTIONS

- M** Male pipe
- F** Female pipe
- C** Gyrolok® tube fittings

VALVE SIZE

- 1** 1/8" pipe
- 2** 1/4" pipe
- 4** 1/4" tube
- 6** 3/8" tube

* A 0.040 diameter vent hole in the plug and body allows downstream pressure to vent to atmosphere when the valve is in the closed position. If another vent hole size is required, specify the hole size desired in parenthesis after the "Q" in the part number (example: "Q(118)" equals a 0.118 diameter hole). The o-ring blocks the bleed port when the valve is open. The maximum operating pressure with a bleed port is 200 psig.

** Operating torque at 500 psig: 10 in-lbs maximum for -1PP, -1MM, -2MM and -6CC; 20 in-lbs maximum for -2PP

Place the valve in line so that the flow arrow points in the direction of flow.

Please consult your Circle Seal Controls distributor or our factory for information on special connections, materials, larger sizes, o-rings, operating pressures and temperature ranges.

Repair Kits

In normal service, the only part(s) which may require replacement is(are) the seal(s). A repair kit may be ordered by placing a "K/" in front of the complete part number (i.e. K/9559B-2PP).

For Your Safety

It is solely the responsibility of the system designer and user to select products suitable for their specific application requirements and to ensure proper installation, operation, and maintenance of these products. Material compatibility, product ratings and application details should be considered in the selection. Improper selection or use of products described herein can cause personal injury or property damage.

Gyrolok® is a registered trademark of HOKE Incorporated.
Viton® is a registered trademark of DuPont Dow Elastomers.